

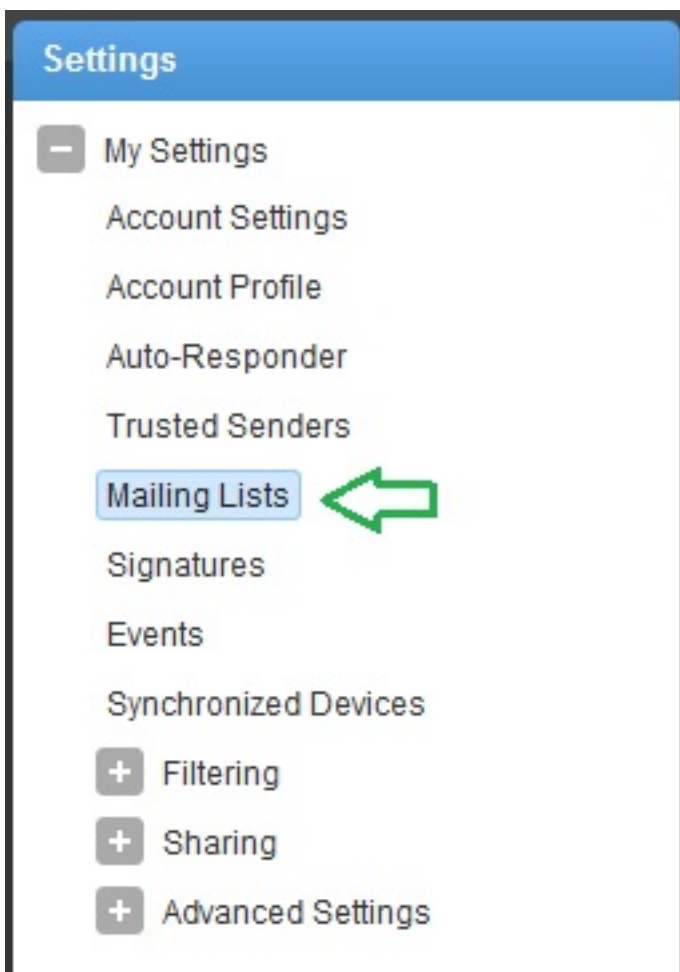
Cara menghapus akun email didalam milis

Untuk dapat menghapus akun email ke dalam milis, hanya dapat dilakukan oleh moderator dari milis group tersebut. berikut ini langkah-langkah dalam menambah akun email ke dalam milis group :

- Langkah pertama, moderator harus **login** ke dalam email.raharja.co
- Setelah berhasil **login**, klik **Setting** yang terdapat dikiri anda.

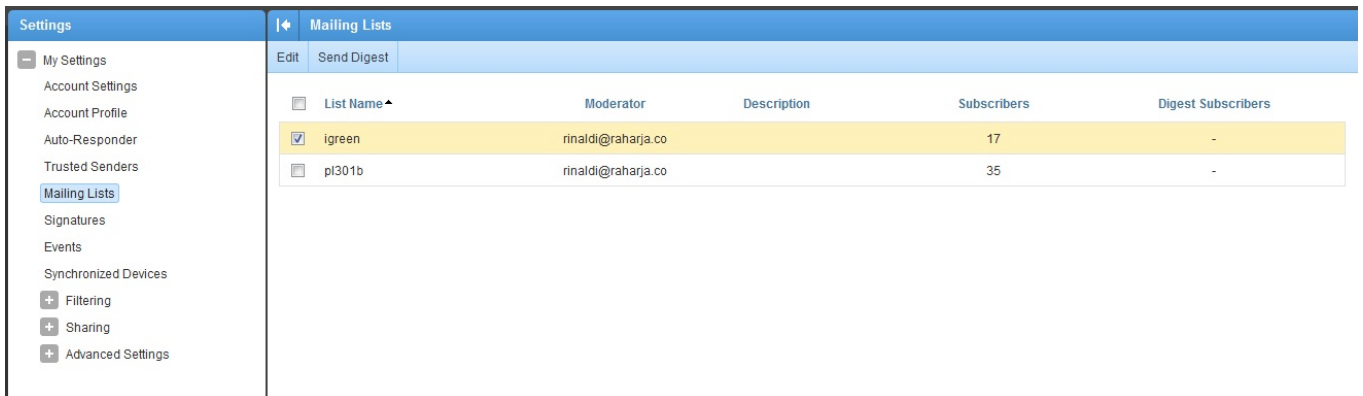


- Kemudian klik **Mailing List** yang terdapat di menu konten **Setting**



Email raharja.co

- Lalu klik nama Group milis (Contoh : group milis **igreen**) yang akan anda masukkan akun email tersebut.



List Name	Moderator	Description	Subscribers	Digest Subscribers
<input checked="" type="checkbox"/> igreen	rinaldi@raharja.co		17	-
<input type="checkbox"/> pl301b	rinaldi@raharja.co		35	-

- Lalu pilih **Manage**, kemudian klik **Subscribers**

Email raharja.co

The screenshot displays the 'Mailing List' settings interface. On the left, a sidebar lists various settings, with 'Mailing Lists' highlighted. The main content area shows the configuration for a list named 'igreen'. A dropdown menu is open over the 'Manage' button, with a green arrow pointing to the 'Subscribers' option. The settings include fields for Name, Password, Allowed Posters (set to 'Subscribers Only'), Subject Prefix, List To Address (Default), List From Address (Poster Address), and List Reply To Address (List Address). A warning message is visible: 'to Anyone or Subscribers Only can cause spa'.

- Silakan **checklist** akun email (contoh : irwansyah@raharja.co) yang ingin anda hapus didalam milis tersebut, kemudian klik **Unsubscribe**.


Email raharja.co

Settings

- My Settings
 - Account Settings
 - Account Profile
 - Auto-Responder
 - Trusted Senders
 - Mailing Lists**
 - Signatures
 - Events
 - Synchronized Devices
- + Filtering
- + Sharing
- + Advanced Settings

List Subscribers - igreen@raharja.co

New Edit Unsubscribe Upload Download Cancel

Email Address ▲ 

<input type="checkbox"/>	yusup@raharja.co
<input type="checkbox"/>	untung@raharja.co
<input type="checkbox"/>	aini@raharja.co
<input type="checkbox"/>	arybudiwarsito@raharja.co
<input type="checkbox"/>	indriyani@raharja.co
<input checked="" type="checkbox"/>	irwansyah@raharja.co
<input type="checkbox"/>	ariasdawati@raharja.co
<input type="checkbox"/>	syafnidawati@raharja.co
<input type="checkbox"/>	rinaldi@raharja.co
<input type="checkbox"/>	evarosyifa@raharja.co
<input type="checkbox"/>	lindaoctavia@raharja.co
<input type="checkbox"/>	suryanti@raharja.co

ID Solusi Unik: #1025

Penulis: admin ask

Update terakhir: 2013-01-21 11:35